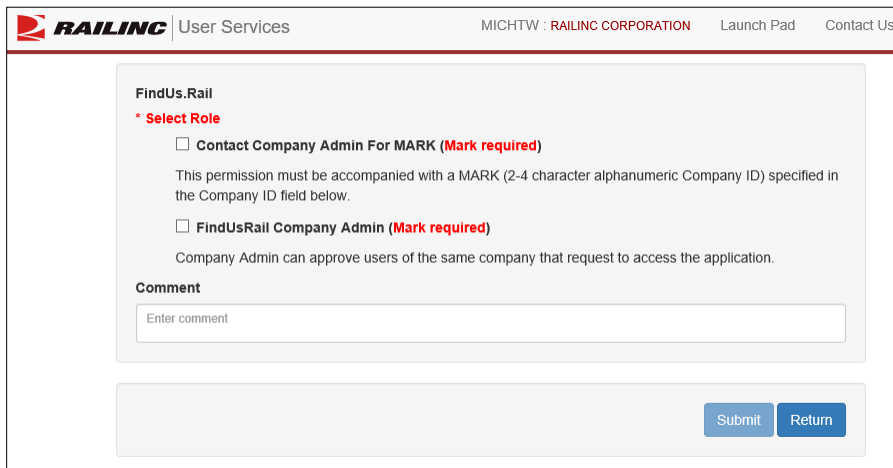
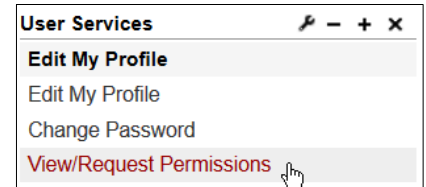


FindUs.Rail is a centralized database that allows users to review their company’s contact information via the web. This centralized repository of contact information helps reduce time spent by railroad departments, private car owners, and leasing companies across the rail industry from searching for the same contact information. Users are able to query contacts and relationships for a category and the MARK parent relationship.

Request FindUs.Rail Access

After obtaining a Railinc ID, complete the following to request access to FindUs.Rail.

1. Log into Railinc from www.railinc.com. The Launch Pad is displayed.
2. In the Launch Pad under User Services, select **View/Request Permissions**.
3. On the Request Application Access page, scroll down the page to **FindUs.Rail**, and click the **Request** button on the right.
4. The application **Request Permission** page is displayed.



FindUs.Rail
* Select Role

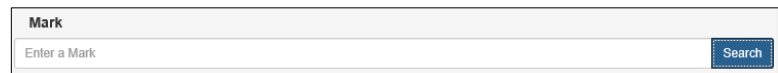
Contact Company Admin For MARK (Mark required)
This permission must be accompanied with a MARK (2-4 character alphanumeric Company ID) specified in the Company ID field below.

FindUsRail Company Admin (Mark required)
Company Admin can approve users of the same company that request to access the application.

Comment
Enter comment

Submit Return

5. Select the appropriate role. This is a mandatory field. In some cases it may be appropriate to check both roles:
 - a. **Contact Company Admin For MARK** – select this role if you will be managing contact information for your company and if your company has a mark or company ID
 - b. **FindUs.Rail Company Admin** – select this role if you will be managing FindUs.Rail permissions for your company.
6. Enter your company **Mark**, or click the **Search** button to look up your company ID. A Mark is required to submit the form.
7. (Optional) Enter a comment that might assist the administrator in granting speedy access to the request.
8. When the required fields are complete, click **Submit**. A verification page is displayed. Click **Continue** and **Done** submit your request and return to the Launch Pad or sign out. Once your access request is approved, you’ll receive an email confirmation by Railinc. Then you’ll have access to log into FindUs.Rail and add contacts for your company.



Refer to the [FindUs.Rail User Guide](#) for more information. Contact Railinc’s Customer Success Center at 1-877-RAILINC (1-877-724-5462) or csc@railinc.com if you need assistance.